


HERCULES POTENTIOMETER

F O O T S W I T C H



- ▲ The LINEMASTER Hercules Potentiometer foot switch has been Linemaster's signature switch. It gets its name from being the most rugged and tough foot switch on the market. The Hercules Potentiometer was designed to stand up in the harshest environments while taking substantial abuse. A built in foot guard on most models gives the operator that extra added protection in the field. This heavy duty foot switch can be used in multiple applications and was is designed for use with variable speed motor drives and is available in select 2 watt linear values. Do you have special requirements? Please contact Linemaster for a quotation for a custom variation built to your specifications, including cordset, paint finish and labeling.



LINEMASTER Switch Corporation
Tel (860) 974-1000

29 Plaine Hill Road, P.O. Box 238
Woodstock, Connecticut 06281-0238 USA
Fax (800) 974-FOOT(3668)

FEATURES:

- Treadle and Housing Constructed from Cast Iron for Strength and Durability
- Single 3/4" -14 N.P.T. Threaded Conduit Entry is Standard
- Designed for Variable Speed Motor Drives and is Available in Selected 2 Watt Linear Values
- 3 Holes Provided for Rigid Mounting to the Floor or Equipment
- Rugged Cast Metal Enclosure has Sufficient Weight to Keep the Switch from Sliding when being Operated
- EN 60529 Degree of Protection IP56
- NEMA Type 1, 2, 4 & 13



SINGLE MODEL - NO SHIELD
SIZE: 3.16 in x 4.06 in x 8.38 in
WEIGHT: 7.00 lbs



SINGLE MODEL - FULL SHIELD
SIZE: 4.37 in x 5.88 in x 9.00 in
WEIGHT: 7.50 lbs



















SINGLE MODEL - O SHIELD
SIZE: 5.03 in x 5.88 in x 9.13 in
WEIGHT: 8.00 lbs



SINGLE MODEL - OX SHIELD
SIZE: 5.78 in x 6.03 in x 9.13 in
WEIGHT: 8.25 lbs

Replace xx in Catalog Number with Value of Potentiometer in Ohms (i.e. 500-HO-5K)

Agency Approval	Catalog No.	Description	Circuit	Form	Electrical Rating
 c	500-N-xx	Momentary	No Auxiliary Contact	-	
 c	500-AN-xx	Momentary	1 Auxiliary SPDT Contact	C	15 A 125-250 VAC
 c	500-A2N-xx	Momentary	2 Auxiliary SPDT Contact	C	
 c	500-A3N-xx	Momentary	3 Auxiliary Snap Switches	C	
 c	500-H-xx	Momentary	No Auxiliary Contact	-	
 c	500-AH-xx	Momentary	1 Auxiliary SPDT Contact	C	15 A 125-250 VAC
 c	500-A2H-xx	Momentary	2 Auxiliary SPDT Contact	C	
 c	500-A3H-xx	Momentary	3 Auxiliary Snap Switches	C	
 c	500-HO-xx	Momentary	No Auxiliary Contact	-	
 c	500-AHO-xx	Momentary	1 Auxiliary SPDT Contact	C	15 A 125-250 VAC
 c	500-A2HO-xx	Momentary	2 Auxiliary SPDT Contact	C	
 c	500-A3HO-xx	Momentary	3 Auxiliary Snap Switches	C	
 c	500-HOX-xx	Momentary	No Auxiliary Contact	-	
 c	500-AHOX-xx	Momentary	1 Auxiliary SPDT Contact	C	15 A 125-250 VAC
 c	500-A2HOX-xx	Momentary	2 Auxiliary SPDT Contact	C	
 c	500-A3HOX-xx	Momentary	3 Auxiliary SPDT Contact	C	