



DELUXE FOOT SWITCH

LINEMASTER® presents the very reliable and ergonomic Deluxe foot switch series. Constructed of cast aluminum, the Deluxe offers a foot print that is not only visually appealing but easy to use. The shape of this switch helps prevent against fatigue that the end user may experience during extended periods of usage. The ribs designed into the cover make for a nice surface that will minimize slippage. The Deluxe is a perfect fit for various applications including communication, image capturing, and door unlocking mechanisms. Available in guarded and multi-pedal versions to satisfy the custom requirements of our customers. Only from LINEMASTER® - American made innovation at work.

LIT-040 Rev. C



LINEMASTER Switch Corporation
Tel (860) 974-1000

29 Plaine Hill Rd, P.O. Box 238
Woodstock, Connecticut 06281-0238 USA
Fax (800) 974-FOOT(3668)

www.linemaster.com

DELUXE FOOT SWITCH

FEATURES

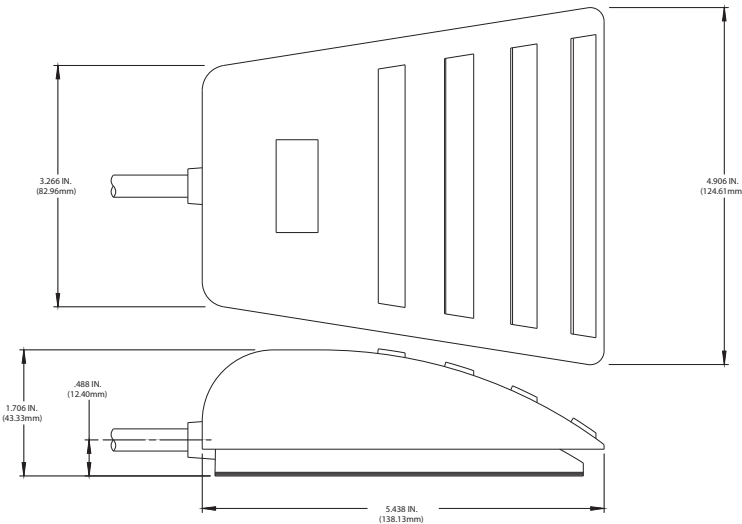
- Constructed of cast aluminum
- Gray paint for standard models
- The parabolic curvature of the cover makes the Deluxe easy to operate without fatigue
- Full non-skid basepad
- Guarding available for single, twin, and triple models
- Twin and triple models available - special order





SINGLE

SIZE (HxWxD): 1.71 x 4.91 x 5.44 In.

WEIGHT: 1.00 lbs.



APPROVALS	EN 60529 DEGREE OF PROTECTION	CATALOG NUMBER	DESCRIPTION	CIRCUIT	FORM	ELECTRICAL RATINGS
	IP20	81-S	Momentary	SPDT	C	10 A 125-250 VAC
	IP20	85-S	Two-Stage Momentary	SPDT Each Stage	C	1/2 H.P. 125-250 VAC